



Department of Emergency Services and Public Protection (DESPP)

Crime in Connecticut Summary

Fall 2024

Objectives



- **Highlight** key updates in the reporting methodology
- **Share** key findings
- **Discuss** the Crime in Connecticut report data availability

Objectives



- **Highlight** key updates in the reporting methodology
- **Share** key findings
- **Discuss** the Crime in Connecticut report data availability

Background



- The **Crime in Connecticut Report** is the product of the cooperative collection and submission efforts of **108** law enforcement agencies
- **Connecticut's most comprehensive** compilation of crime data by providing detailed information on criminal offenses and arrests statewide.
- Data used to create this report was current as of **April 30, 2024**.

About the Data



SRS ADOPTION

The Unified Crime Report (UCR) program's Summary Reporting System (SRS) was established.

CT CRIME: SRS

Crime in Connecticut was first published using the SRS data reporting format.

SRS RETIREMENT


The SRS was retired as a crime collection method and will be replaced by NIBRS.

NIBRS ADOPTION

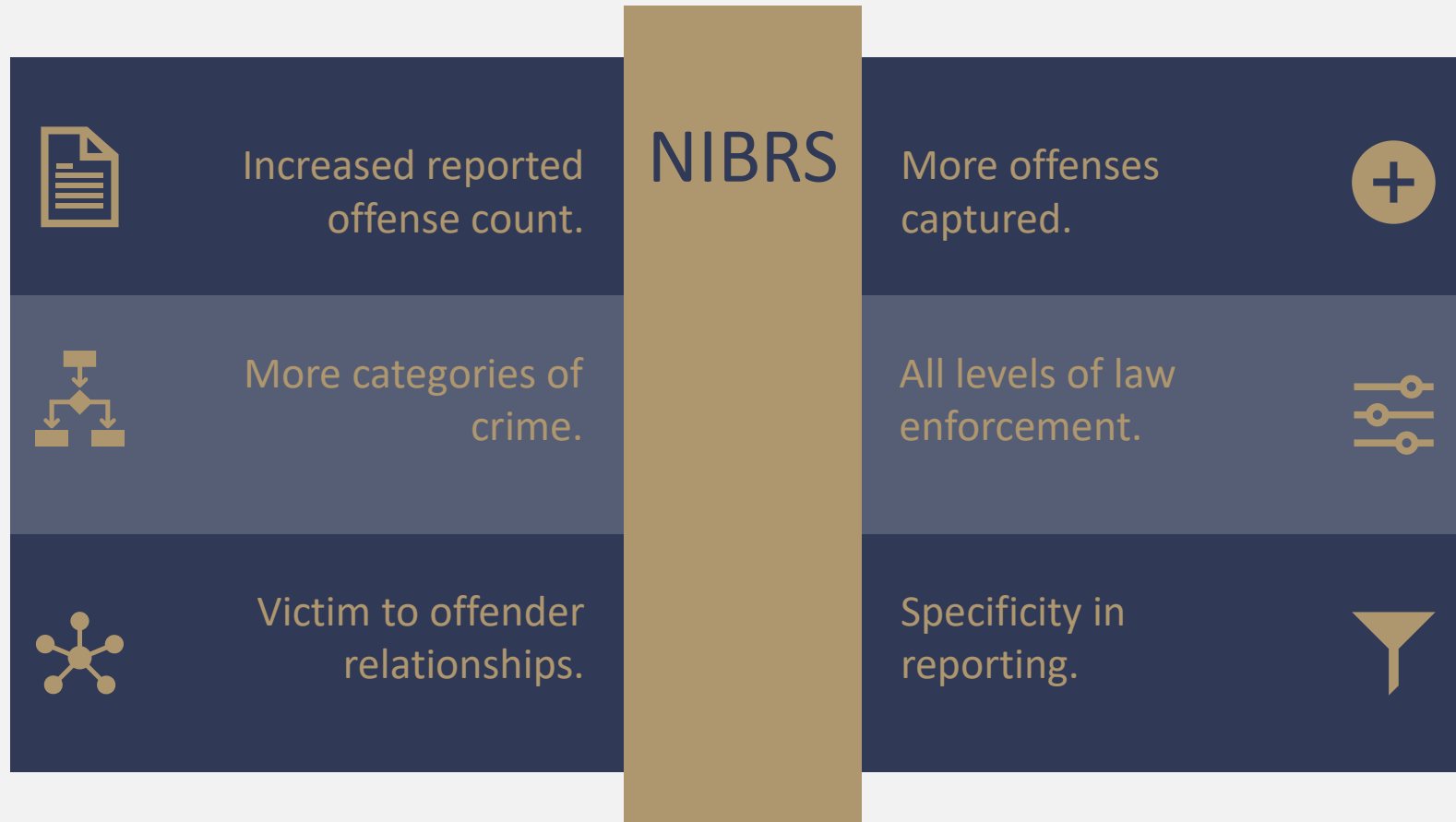
The National Incident-Based Reporting System was adopted replaced the SRS.

CT CRIME: NIBRS

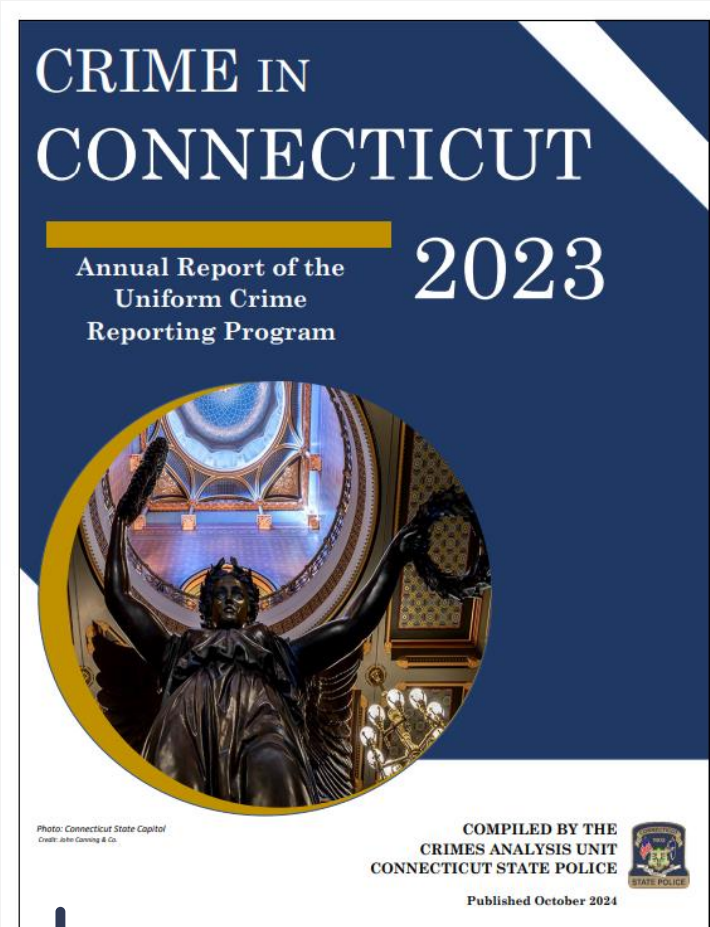
Connecticut is 100% NIBRS compliant and has been since 2021.



About the Data



Background



Contents

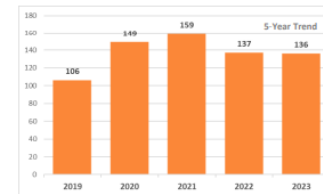
Transition from Summary Reporting System to National Incident-Based Reporting System.....	1
Statewide Incident-Based Reporting Findings.....	2
Distribution of Crimes by Total and Category from 2022 to 2023 and Percentage Change (Table 1).....	3
CRIMES AGAINST PERSONS.....	4
Crime Against Persons Statewide Incident Based Profile 2023.....	5
Offenses.....	6-15
CRIMES AGAINST PROPERTY.....	16
Crime Against Property Statewide Incident Based Profile 2023.....	17
Offenses.....	18-36
CRIMES AGAINST SOCIETY.....	37
Crime Against Society Statewide Incident Based Profile 2023.....	38
Offenses.....	39-46
TABLES AND FIGURES SECTION.....	47
Group A Crimes Summary Tables.....	47-49
Crimes Against Persons Tables.....	50-56
Crimes Against Property Tables.....	56-62
Property Loss Tables and Figures.....	63-69
Crimes Against Society Incidents Location Table.....	70
ARREST DATA.....	71
Arrest Data Statewide Profile 2023.....	71
Arrest Data Tables and Figures.....	72-78
OTHER JURISDICTIONS.....	79-80
TOWN DATA.....	81
Crime Rates and Counts in Towns with Police Departments.....	81-83
Crime Rates and Counts in Towns with Resident Troopers.....	84-85
Crime Rates and Counts in Towns under Connecticut State Police Jurisdiction.....	86
Crime Counts from Connecticut State Police for Towns with Police Departments.....	87-88
SUPPLEMENTAL SECTION.....	89
Bias Motivated Crime.....	90-96
Law Enforcement Officers Killed or Assaulted (LEOKA) in the line-of-duty.....	97-98
Missing Persons.....	99-100
Connecticut Law Enforcement Personnel.....	101-103
APPENDIX.....	104-110
Historical Summary Reporting System Index Crime Rates Charts and Tables.....	104-110
Glossary.....	111-118
Maps.....	119-121

Table of Contents

DEFINITION

Murder and Nonnegligent Manslaughter (09A)

The willful (nonnegligent) killing of one human being by another – Any death due to injuries received in a fight, argument, quarrel, assault, or commission of a crime.



Summary

Offenses Reported	136
Percent Cleared	41.2
Rate per 100K	3.73
Total Arrests	73

AT A GLANCE

Victim-to-Offender Relationship – Associate/Acquaintance (45.3%)

Weapon Used – Firearm (68.6%)

Location Occurred – Highway/Road/Sidewalk (48.0%)

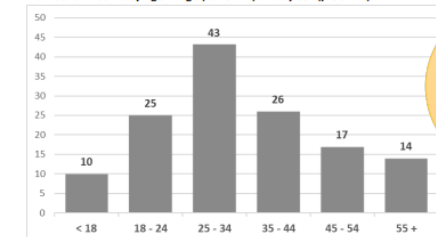
127 distinct Homicide incidents resulted in 136 deaths

Top 5 Offense Circumstances

Circumstance	Count	Distribution
Unknown Circumstances	64	46.4%
Argument	24	17.4%
Other Circumstances	24	17.4%
Domestic Violence	14	10.1%
Drug Dealing	7	5.1%

These numbers are updated annually

Number of Victims by Age Range (bar chart) and by Sex (pie chart)



Age is unknown for 1 victim

Note on Murder and Nonnegligent Manslaughter:
The classification of this offense is based solely on police investigation as opposed to the determination of a court, medical examiner, coroner, jury, or other judicial body. Deaths caused by negligence, suicide, accident, or justifiable homicide are not included in the offense of Murder. Attempted Murder is classified as Aggravated Assault in NIBRS.

Murder and Nonnegligent Manslaughter - 6 -

Objectives



- Highlight key updates in the reporting methodology
- Share key findings
- Discuss the Crime in Connecticut report data availability

About the Data



3.8%

Crimes Against Persons

- The victims of these crimes are always individuals.
- One offense is counted for each victim.

Crimes Against Property



11.0%

- The objective of these crimes are to obtain money, property, or other benefits.
- One offense is counted for each event (except motor vehicles)



2.2%

Crimes Against Society

- Typically, victimless crimes where obtaining money, property, or other benefits are not the objective.
- One offense is counted for each crime.

Crimes Against Persons



Crime	2023			2022			% Change
	Reported #	Total (%)	Category (%)	Reported #	Total (%)	Category (%)	
Simple Assault	15172	10.9	50.0	15624	12.0	49.5	-2.9
Intimidation	9861	7.1	32.5	10478	8.0	33.2	-5.9
Aggravated Assault	3057	2.2	10.1	3083	2.4	9.8	-0.8
Criminal Sexual Contact	912	0.7	3.0	1045	0.8	3.3	-12.7
Rape (2023 revised)	744	0.5	2.5	670	0.5	2.1	11.0
Kidnapping/Abduction	305	0.2	1.0	337	0.3	1.1	-9.5
Murder/Nonnegligent Manslaughter	136	0.1	0.4	137	0.1	0.4	-0.7
Statutory Rape	109	0.1	0.4	115	0.1	0.4	-5.2
Negligent manslaughter	28	0.0	0.1	26	0.0	0.1	-
Incest	19	0.0	0.1	20	0.0	0.1	-
Human trafficking Offenses	11	0.0	0.0	11	0.0	0.0	-

Crimes Against Property



Crime	2023			2022			% Change
	Reported #	Total (%)	Category (%)	Reported #	Total (%)	Category (%)	
Larceny/Theft	41923	30.2	42.7	43109	33.0	48.7	-2.8
Destruction/Damage/Vandalism	20558	14.8	20.9	16345	12.5	18.5	25.8
Fraud	15363	11.1	15.6	11890	9.1	13.4	29.2
Motor Vehicle Theft	10681	7.7	10.9	7209	5.5	8.1	48.2
Burglary/Breaking & Entering	4613	3.3	4.7	4658	3.6	5.3	-1.0
Robbery	1573	1.1	1.6	1637	1.3	1.8	-3.9
Counterfeiting/Forgery	1467	1.1	1.5	1924	1.5	2.2	-23.8
Stolen Property Offenses	1426	1.0	1.5	1102	0.8	1.2	29.4
Extortion/Blackmail	291	0.2	0.3	266	0.2	0.3	9.4
Arson	193	0.1	0.2	196	0.2	0.2	-1.5
Embezzlement	183	0.1	0.2	179	0.1	0.2	2.2
Bribery	6	0.0	0.0	8	0.0	0.0	-

Crimes Against Society



Crime	2023			2022			% Change
	Reported #	Total (%)	Category (%)	Reported #	Total (%)	Category (%)	
Drug/Narcotic Violations	4289	3.1	41.5	4441	3.4	42.0	-3.4
Weapon Law Violations	3667	2.6	35.5	3877	3.0	36.7	-5.4
Drug Equipment Violations	1832	1.3	17.7	1777	1.4	16.8	3.1
Pornography/Obscene Material	363	0.3	3.5	296	0.2	2.8	22.6
Animal Cruelty	119	0.1	1.2	127	0.1	1.2	-6.3
Prostitution Offenses	51	0.0	0.5	38	0.0	0.4	-
Gambling	7	0.0	0.1	9	0.0	0.1	-

Objectives



- **Highlight** key updates in the reporting methodology
- **Share** key findings and ongoing responses
- **Discuss** the Crime in Connecticut report data availability

Background



Connecticut Department of Emergency Services and Public Protection

<https://ct.beyond2020.com/>

Public

[View Reporting Site](#)

Theme Oriented Public Site (TOPS)

Law Enforcement Agency (LEA)

[View Reporting Site](#)

[View Repository Site](#)

Admin

[View Reporting Site](#)

Connecticut Crime Online

The Connecticut Department of Emergency Services and Public Protection offers this site as a means to view and analyze crime data in the state. It is open to the public, law enforcement agencies and internal staff, with different levels of security for each type of user. Click on the link that applies to you.

Crime Data is continuously collected from all law enforcement agencies in the state, validated and made available for reporting. Reports on this site are updated nightly, so the most recent content is always available.

Links

[Crime Insight](#)

[Tutorials](#)

[FAQs](#)

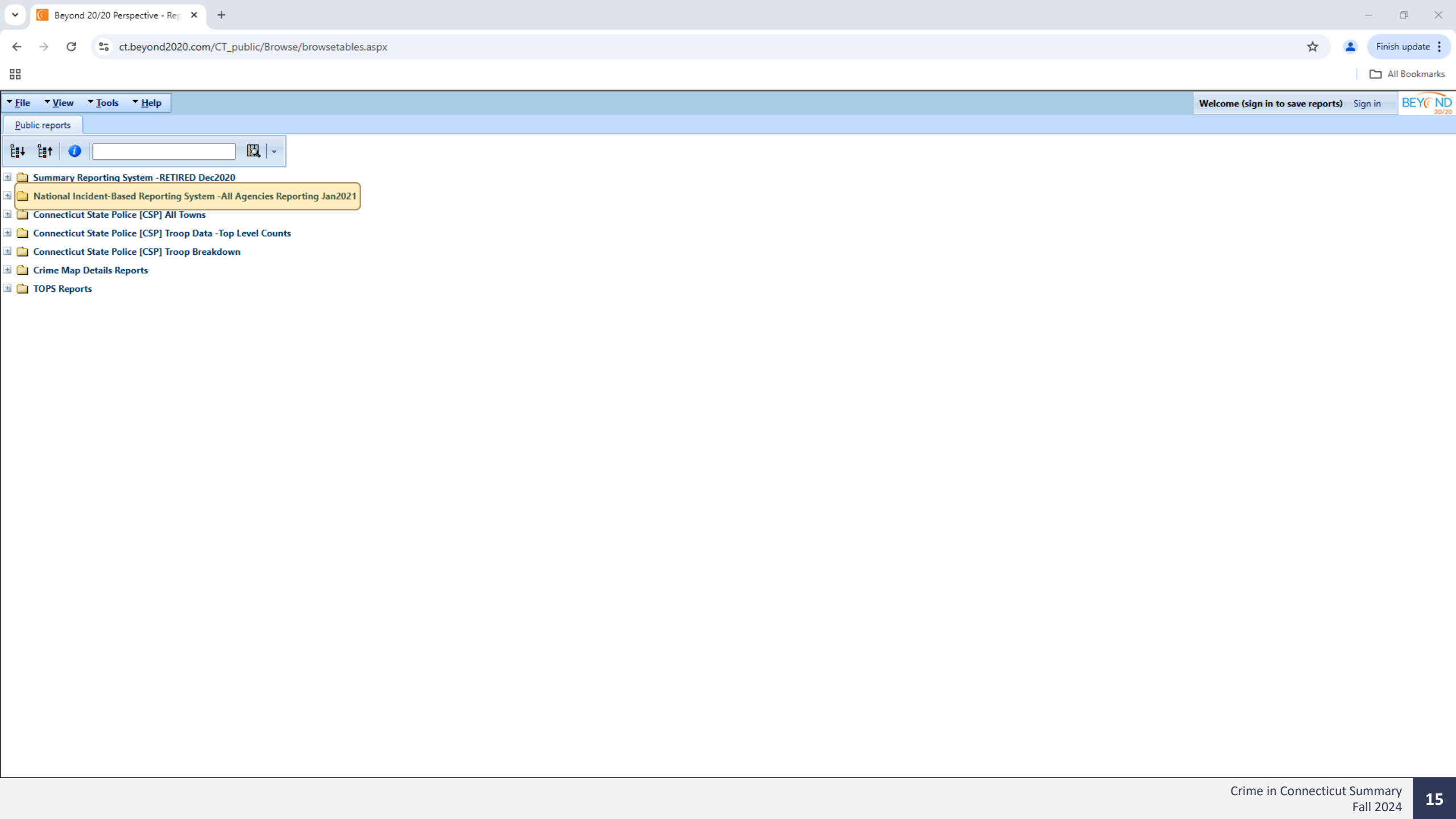
[Glossary](#)

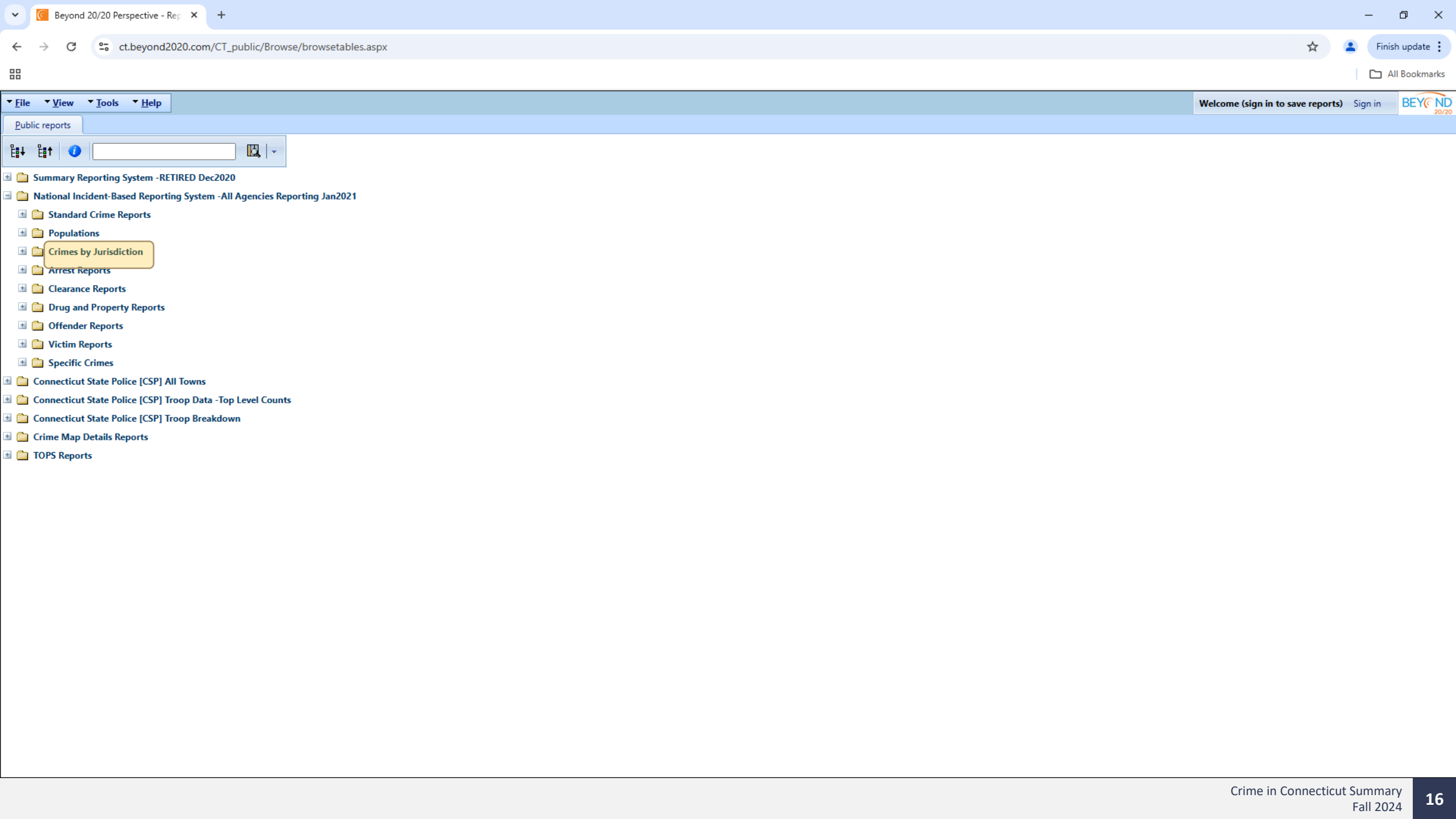
[Offenses Glossary](#)

[Contact Us](#)

[Home](#)







Public reports

Search

- Summary Reporting System -RETIRED Dec2020
- National Incident-Based Reporting System -All Agencies Reporting Jan2021
 - Standard Crime Reports
 - Populations
 - Crimes by Jurisdiction
 - Arrest Reports
 - Clearance Reports
 - Drug and Property Reports
 - Offender Reports
 - Victim Reports
 - Specific Crimes
- Connecticut State Police [CSP] All Towns
- Connecticut State Police [CSP] Troop Data -Top Level Counts
- Connecticut State Police [CSP] Troop Breakdown
- Crime Map Details Reports
- TOPS Reports

ct.beyond2020.com/CT_public/Browse/browsetables.aspx?PerspectiveLanguage=en

Public reports

Summary Reporting System -RETIRED Dec2020

National Incident-Based Reporting System -All Agencies Reporting Jan2021

Standard Crime Reports

Populations

Crimes by Jurisdiction

- Crimes by Offense and Town
- Crimes Rate (per 100K) by Offense and Town
- Crime Rate by Jurisdiction (per 100K)
- Crime Count by Offense and Planning Region
- College Campus Crime Count by Group A Offense
- College Campus Crime Count by Group B Offense
- Connecticut State Police Crime Count by Offense
- Tribal Land Crime Count by Group A Offense
- Tribal Land Crime Count by Group B Offense

Arrest Reports

Clearance Reports

Drug and Property Reports

Offender Reports

Victim Reports

Specific Crimes

Connecticut State Police [CSP] All Towns - Top Level Counts

Connecticut State Police [CSP] Troop Data -Top Level Counts

Connecticut State Police [CSP] Troop Breakdown

Crime Map Details Reports

TOPS Reports

FileViewToolsHelp

Welcome (sign in to save reports)Sign in

BEYOND 20/20

Crime in Connecticut Summary

Fall 2024

17

Beyond 20/20 Perspective - View															
ct.beyond2020.com/CT_public/View/dispview.aspx?ReportId=404															
Welcome (sign in to save reports) Sign in															
Crimes Rate (per 100K) by Offense and Town															
Current date: 11/12/2024 12:37:24 PM (Eastern Standard Time)															
Rows 1-169 of 169 (1 Suppressed) Columns 1-31 of 31 (1 Suppressed)															
Incident Date 2024															
Drag dimensions here so they do not show as a row or column in table															
Measures	Offense Type	All Offense Types	Murder and Nonnegligent M...	Negligent Manslaughter	Kidnapping/Abduction	Fondling	Incest	Statutory Rape	Aggravated Assault	Simple Assault	Intimidation	Arson	Bribery	Burglary/Breaking & Enter...	Counterfeiting/Forgery
Jurisdiction by Geography															
Andover	285.71							31.75							
Ansonia	1,451.80					10.56				306.20	200.61			10.56	5.28
Ashford	684.29								23.60	212.36	23.60			47.19	
Avon	1,028.58								21.21	53.02	111.34			47.72	26.51
Barkhamsted	299.08														
Beacon Falls	581.96					16.17				145.49	48.50			16.17	
Berlin	1,942.66						4.94		29.66	98.86	39.55	4.94		59.32	29.66
Bethany	701.29					37.91		18.95		227.45	18.95			37.91	
Bethel	603.94									28.76	9.59			62.31	
Bloomfield	350.88					29.24					58.48				
Bolton	2,597.94	4.63				32.42		9.26	64.83	231.55	92.62	9.26		55.57	50.94
Bozrah	186.41					20.71									
Branford	289.38			41.34							41.34				
Bridgeport	2,246.55				3.55	3.55			10.66	213.28	263.05			78.20	39.10
Bristol	3,017.85	7.41	1.35	5.39	31.65	0.67	1.35		164.33	750.93	261.98			181.17	12.80
Brookfield	1,580.94					1.62			12.99	165.56	141.21			66.55	22.72
Brooklyn	853.24					11.38			28.44	96.70	91.01			45.51	22.75
Burlington	712.53					11.68			11.68	210.26	11.68			46.72	11.68
Canaan	590.63					40.73				132.38	101.83			10.18	
Canterbury	460.83														
Cheshire	526.32					19.49			38.99	97.47				58.48	
Clinton	525.53								9.92					29.75	19.83
Colebrook	694.77								46.32	138.95	46.32			46.32	
Colchester	626.84								17.13	61.66	126.74			6.85	20.55
Concord	292.09									106.21	26.55			26.55	
Coventry	2,522.94				7.40	29.59			14.80	221.96	51.79			59.19	14.80
Cornwall	397.38					19.23			6.41	64.09	32.05			38.46	6.41
Cromwell	290.91									72.73					
East Granby	304.53					19.03			19.03		19.03				
East Haddam	190.36														
East Hampton	1,217.53					24.35	8.12	16.23	8.12	121.75	129.87			48.70	24.35
Eastford	2,229.38									268.81	212.21			22.22	22.22

[Show report list](#)

[Click on dimension names below to change or edit report contents](#)

Jurisdiction by Geography x

Jurisdiction by Status

Jurisdiction by Type

Census Tract

Offense Type x

Criminal Activity Type

Offense Attempted or Completed

Offender Used

Method of Entry

Type of Weapon/Force Involved

Bias Motivation

Incident Date

Incident Month

Incident Day of Week

Report Date Indicator

Incident Hour of Day

Location Type

Offender Age

Offender Ethnicity

Offender Gender

Offender Race

Incident Clearance

Incident Cargo Theft

Crimes Rate (per 100K) by Offense and Town

Current date: 11/12/2024 12:37:24 PM (Eastern Standard Time)

⬆ ⬇ Rows 1-169 of 169 (1 Suppressed)
 ⬅ ➡ Columns 1-31 of 31 (1 Suppressed)

Incident Date - 2024 | Drag dimensions here so they do not show as a row or column in table

© 2013 Blackwell Publishing Ltd *Journal of Internal Medicine* 274: 103–112

